

VIII.a.2.1.1. Recollida selectiva de vidre per municipis i al total de Menorca.

El vidre es recupera a Menorca a partir de la recollida als contenidors verds situats a les àrees d'aportació del municipis, les recollides realitzades a generadors singulars i el vidre recuperat a l'àrea de gestió de residus des Milà.

Taula 1. Recollida selectiva de vidre per municipis i seleccionat a planta 1998-2010.

| RECOLLIDA SELECTIVA DE VIDRE A MENORCA | | | | | | | | | | | | |
|---|----------------|-------------------|-------------------|-------------------|----------------|-----------------|-------------------|-----------------|-------------------|------------------------|--------------------|-----------------|
| Tones | Alaior | Ciutadella | Es Castell | Ferrerries | Maó | Es | | | Generadors | Total Recollida | Seleccionat | Total |
| | | | | | | Mercadal | Es Migjorn | St Lluís | Singulars | Selectiva | Planta | |
| Gener 98 | 9,670 | 15,340 | 10,580 | 7,650 | 15,770 | 4,080 | 2,040 | 8,140 | 0,000 | 73,270 | 19,450 | 92,720 |
| Febrer 98 | 5,640 | 10,640 | 6,960 | 5,700 | 11,560 | 3,070 | 1,040 | 5,600 | 0,000 | 50,210 | 15,970 | 66,180 |
| Març 98 | 6,360 | 10,526 | 4,460 | 3,028 | 13,950 | 4,465 | 1,341 | 4,667 | 0,000 | 48,797 | 15,580 | 64,377 |
| Abril 98 | 10,105 | 15,881 | 6,500 | 5,578 | 19,500 | 7,944 | 2,488 | 8,759 | 1,540 | 78,295 | 16,510 | 94,805 |
| Maig 98 | 12,428 | 17,397 | 6,560 | 5,503 | 18,760 | 6,040 | 6,217 | 7,680 | 0,930 | 81,515 | 15,860 | 97,375 |
| Juny 98 | 12,697 | 24,536 | 6,350 | 6,618 | 20,500 | 22,373 | 5,982 | 10,537 | 2,150 | 111,743 | 31,280 | 143,023 |
| Juliol 98 | 15,528 | 20,998 | 11,720 | 7,156 | 21,500 | 29,127 | 9,038 | 13,221 | 13,280 | 141,568 | 49,260 | 190,828 |
| Agost 98 | 18,905 | 23,064 | 8,590 | 8,345 | 19,400 | 26,950 | 8,918 | 18,328 | 7,830 | 140,330 | 71,350 | 211,680 |
| Setembre 98 | 14,821 | 19,797 | 8,730 | 6,416 | 21,900 | 28,560 | 7,896 | 8,509 | 17,800 | 134,429 | 72,570 | 206,999 |
| Octubre 98 | 13,558 | 16,640 | 5,620 | 5,823 | 20,100 | 9,323 | 6,232 | 10,324 | 0,000 | 87,620 | 34,940 | 122,560 |
| Novembre 98 | 5,674 | 9,230 | 6,000 | 3,942 | 20,500 | 9,640 | 1,212 | 5,415 | 0,000 | 61,613 | 35,520 | 97,133 |
| Desembre 98 | 8,734 | 13,669 | 5,060 | 5,563 | 18,520 | 8,321 | 1,819 | 7,249 | 0,000 | 68,935 | 17,740 | 86,675 |
| Total 98 | 134,120 | 197,718 | 87,130 | 71,322 | 221,960 | 159,893 | 54,223 | 108,429 | 43,530 | 1078,325 | 396,030 | 1474,355 |
| Gener 99 | 6,920 | 14,471 | 4,330 | 4,830 | 22,800 | 5,491 | 1,378 | 7,140 | 7,270 | 74,630 | 35,690 | 110,320 |
| Febrer 99 | 6,713 | 10,240 | 5,220 | 3,742 | 13,400 | 5,199 | 1,196 | 5,431 | 5,610 | 56,751 | 17,410 | 74,161 |
| Març 99 | 4,969 | 12,305 | 4,150 | 3,460 | 14,375 | 8,336 | 1,598 | 7,173 | 0,000 | 56,366 | 16,800 | 73,166 |
| Abril 99 | 6,959 | 8,448 | 4,560 | 4,621 | 15,160 | 5,312 | 1,973 | 7,341 | 0,000 | 54,374 | 18,440 | 72,814 |
| Maig 99 | 14,413 | 20,245 | 5,650 | 5,174 | 16,360 | 17,217 | 3,621 | 7,930 | 0,000 | 90,610 | 40,790 | 131,400 |
| Juny 99 | 15,801 | 25,057 | 9,190 | 4,417 | 14,020 | 27,193 | 5,497 | 14,033 | 0,000 | 115,208 | 41,000 | 156,208 |
| Juliol 99 | 16,835 | 32,033 | 8,270 | 6,972 | 16,070 | 24,762 | 8,079 | 11,117 | 0,000 | 124,138 | 80,580 | 204,718 |



INDICADORS BÀSICS

| | | | | | | | | | | | | |
|--------------------|----------------|----------------|----------------|----------------|----------------|----------------|---------------|----------------|---------------|-----------------|----------------|-----------------|
| Agost 99 | 18,104 | 26,685 | 11,550 | 5,240 | 37,950 | 31,255 | 6,847 | 19,000 | 0,000 | 156,631 | 56,800 | 213,431 |
| Setembre 99 | 18,542 | 30,315 | 7,610 | 5,385 | 23,560 | 26,344 | 7,064 | 11,220 | 0,000 | 130,040 | 37,340 | 167,380 |
| Octubre 99 | 13,743 | 24,629 | 5,160 | 5,093 | 29,158 | 14,423 | 4,335 | 12,039 | 0,000 | 108,580 | 37,480 | 146,060 |
| Novembre 99 | 7,994 | 14,084 | 6,600 | 3,762 | 21,650 | 10,121 | 1,569 | 4,450 | 0,000 | 70,230 | 17,370 | 87,600 |
| Desembre 99 | 6,831 | 17,772 | 7,270 | 5,090 | 19,730 | 6,801 | 2,126 | 7,294 | 0,000 | 72,914 | 0,000 | 72,914 |
| Total 99 | 137,824 | 236,284 | 79,560 | 57,786 | 244,233 | 182,454 | 45,283 | 114,168 | 12,880 | 1110,472 | 399,700 | 1510,172 |
| Gener 00 | 11,809 | 28,490 | 9,430 | 4,017 | 27,740 | 6,787 | 1,807 | 9,710 | 0,000 | 99,790 | 26,500 | 126,290 |
| Febrer 00 | 8,170 | 12,189 | 7,380 | 3,942 | 12,892 | 4,180 | 1,819 | 3,628 | 0,000 | 54,200 | 24,180 | 78,380 |
| Març 00 | 7,780 | 24,033 | 5,974 | 5,952 | 19,213 | 6,857 | 1,365 | 7,663 | 0,000 | 78,837 | 22,880 | 101,717 |
| Abril 00 | 8,197 | 31,492 | 5,500 | 4,534 | 17,680 | 11,020 | 1,694 | 10,120 | 0,000 | 90,237 | 8,023 | 98,260 |
| Maig 00 | 12,851 | 24,729 | 9,400 | 7,276 | 16,147 | 20,791 | 5,646 | 7,546 | 0,000 | 104,386 | 25,873 | 130,259 |
| Juny 00 | 17,997 | 39,318 | 9,030 | 7,203 | 16,928 | 19,262 | 9,752 | 15,912 | 0,000 | 135,402 | 43,100 | 178,502 |
| Juliol 00 | 16,019 | 49,625 | 11,095 | 8,432 | 19,638 | 45,290 | 12,153 | 14,387 | 0,000 | 176,639 | 24,060 | 200,699 |
| Agost 00 | 27,776 | 59,400 | 10,801 | 11,833 | 34,950 | 43,717 | 16,823 | 22,740 | 0,000 | 228,040 | 36,280 | 264,320 |
| Setembre 00 | 23,339 | 50,641 | 11,964 | 7,359 | 19,191 | 32,100 | 12,441 | 15,665 | 7,540 | 180,240 | 21,040 | 201,280 |
| Octubre 00 | 19,789 | 40,136 | 10,440 | 6,118 | 14,228 | 24,066 | 11,866 | 13,348 | 3,300 | 143,291 | 29,570 | 172,861 |
| Novembre 00 | 8,502 | 18,905 | 7,425 | 4,168 | 23,029 | 7,201 | 0,644 | 7,306 | 0,000 | 77,180 | 0,000 | 77,180 |
| Desembre 00 | 7,639 | 22,820 | 6,573 | 5,479 | 18,937 | 11,994 | 1,437 | 8,621 | 2,200 | 85,700 | 12,000 | 97,700 |
| Total 00 | 169,868 | 401,778 | 105,012 | 76,313 | 240,573 | 233,265 | 77,447 | 136,646 | 13,040 | 1453,942 | 273,506 | 1727,448 |
| Gener 01 | 9,860 | 26,871 | 7,072 | 5,587 | 15,217 | 10,025 | 1,662 | 7,203 | 4,940 | 88,437 | 33,140 | 121,577 |
| Febrer 01 | 6,129 | 17,396 | 7,403 | 4,614 | 19,367 | 4,732 | 2,253 | 6,264 | 5,180 | 73,338 | 23,222 | 96,560 |
| Març 01 | 7,358 | 23,063 | 6,329 | 5,457 | 15,466 | 5,769 | 2,894 | 6,723 | 2,100 | 75,159 | 10,200 | 85,359 |
| Abril 01 | 7,728 | 24,317 | 10,159 | 9,053 | 17,113 | 18,791 | 3,566 | 7,053 | 2,200 | 99,980 | 7,300 | 107,280 |
| Maig 01 | 22,480 | 39,285 | 12,199 | 9,609 | 22,382 | 24,182 | 12,022 | 13,756 | 6,300 | 162,215 | 24,386 | 186,601 |
| Juny 01 | 23,429 | 72,683 | 15,137 | 9,392 | 22,033 | 32,234 | 15,133 | 14,218 | 6,900 | 211,159 | 27,240 | 238,399 |
| Juliol 01 | 25,937 | 56,167 | 13,842 | 11,314 | 24,177 | 47,238 | 13,340 | 17,508 | 6,300 | 215,823 | 23,620 | 239,443 |
| Agost 01 | 29,981 | 68,727 | 21,270 | 11,324 | 36,255 | 46,207 | 16,099 | 27,707 | 2,500 | 260,070 | 8,690 | 268,760 |
| Setembre 01 | 23,880 | 62,321 | 14,752 | 10,478 | 27,041 | 38,060 | 14,497 | 17,267 | 4,300 | 212,596 | 16,454 | 229,050 |
| Octubre 01 | 16,191 | 38,203 | 10,048 | 10,230 | 32,088 | 16,900 | 14,751 | 10,345 | 2,200 | 150,956 | 9,250 | 160,206 |
| Novembre 01 | 12,148 | 19,319 | 10,589 | 4,852 | 17,219 | 11,556 | 1,356 | 6,509 | 1,600 | 85,148 | 7,190 | 92,338 |
| Desembre 01 | 6,268 | 27,870 | 5,219 | 8,154 | 21,049 | 8,154 | 1,240 | 4,538 | 1,900 | 84,392 | 7,960 | 92,352 |
| Total 01 | 191,389 | 476,222 | 134,019 | 100,064 | 269,407 | 263,848 | 98,813 | 139,091 | 46,420 | 1719,273 | 198,652 | 1917,925 |

INDICADORS BÀSICS

| | | | | | | | | | | | | |
|--------------------|----------------|----------------|----------------|----------------|----------------|----------------|----------------|----------------|---------------|-----------------|----------------|-----------------|
| Gener 02 | 13,926 | 24,821 | 11,485 | 7,751 | 22,464 | 9,620 | 2,028 | 15,825 | 1,810 | 109,730 | 22,040 | 131,770 |
| Febrer 02 | 8,880 | 18,484 | 6,660 | 5,129 | 21,128 | 8,723 | 0,574 | 7,868 | 1,008 | 78,454 | 12,942 | 91,396 |
| Març 02 | 5,930 | 23,251 | 7,030 | 6,136 | 23,301 | 5,819 | 1,154 | 7,599 | 0,750 | 80,970 | 8,500 | 89,470 |
| Abril 02 | 11,050 | 28,466 | 5,020 | 6,112 | 17,230 | 7,601 | 3,021 | 4,110 | 10,530 | 93,140 | 16,820 | 109,960 |
| Maig 02 | 19,004 | 53,315 | 9,464 | 12,884 | 34,547 | 28,149 | 8,532 | 21,184 | 2,960 | 190,039 | 7,500 | 197,539 |
| Juny 02 | 22,050 | 58,149 | 12,373 | 9,241 | 24,783 | 26,685 | 10,670 | 20,857 | 5,200 | 190,008 | 0,000 | 190,008 |
| Juliol 02 | 27,364 | 62,954 | 14,482 | 13,422 | 31,969 | 40,723 | 15,739 | 28,100 | 7,070 | 241,823 | 15,940 | 257,763 |
| Agost 02 | 35,466 | 85,642 | 27,661 | 12,364 | 30,306 | 54,196 | 16,100 | 42,399 | 2,920 | 307,054 | 16,420 | 323,474 |
| Setembre 02 | 29,706 | 67,787 | 11,683 | 10,196 | 28,937 | 37,071 | 13,419 | 25,061 | 2,520 | 226,380 | 12,540 | 238,920 |
| Octubre 02 | 21,724 | 48,875 | 10,123 | 8,119 | 22,912 | 24,711 | 9,464 | 24,782 | 0,000 | 170,710 | 3,970 | 174,680 |
| Novembre 02 | 7,845 | 24,800 | 11,950 | 6,720 | 20,214 | 5,025 | 2,126 | 4,210 | 2,200 | 85,090 | 4,870 | 89,960 |
| Desembre 02 | 10,316 | 21,002 | 7,880 | 8,338 | 21,271 | 8,970 | 2,450 | 11,403 | 2,920 | 94,550 | 7,720 | 102,270 |
| Total 02 | 213,261 | 517,546 | 135,811 | 106,412 | 299,062 | 257,293 | 85,277 | 213,398 | 39,888 | 1867,948 | 129,262 | 1997,210 |
| Gener 03 | 7,777 | 30,300 | 12,236 | 4,390 | 36,871 | 11,997 | 1,365 | 13,406 | 2,810 | 121,152 | 0,000 | 121,152 |
| Febrer 03 | 9,660 | 21,029 | 6,300 | 5,399 | 20,262 | 8,751 | 1,278 | 7,180 | 2,120 | 81,979 | 15,890 | 97,869 |
| Març 03 | 11,319 | 35,267 | 4,745 | 5,927 | 13,171 | 9,877 | 5,415 | 9,490 | 2,320 | 97,531 | 16,740 | 114,271 |
| Abril 03 | 12,765 | 28,279 | 8,840 | 5,475 | 25,998 | 13,171 | 3,188 | 14,724 | 1,490 | 113,930 | 30,980 | 144,910 |
| Maig 03 | 17,226 | 48,876 | 8,989 | 5,489 | 26,723 | 22,119 | 13,410 | 15,588 | 4,270 | 162,690 | 0,000 | 162,690 |
| Juny 03 | 17,261 | 57,996 | 13,141 | 19,219 | 33,773 | 47,865 | 12,959 | 20,866 | 2,252 | 225,332 | 20,128 | 245,460 |
| Juliol 03 | 39,365 | 73,736 | 16,787 | 12,756 | 39,694 | 42,267 | 18,505 | 29,130 | 2,720 | 274,960 | 15,900 | 290,860 |
| Agost 03 | 31,058 | 73,845 | 24,853 | 18,320 | 39,124 | 44,902 | 17,054 | 33,948 | 1,245 | 284,349 | 15,260 | 299,609 |
| Setembre 03 | 32,800 | 63,055 | 13,489 | 10,238 | 27,526 | 40,996 | 18,470 | 32,862 | 0,955 | 240,391 | 18,770 | 259,161 |
| Octubre 03 | 20,119 | 33,602 | 7,858 | 8,603 | 13,565 | 20,205 | 8,286 | 16,920 | 0,830 | 129,988 | 15,320 | 145,308 |
| Novembre 03 | 13,731 | 28,183 | 8,238 | 7,934 | 23,337 | 6,523 | 4,344 | 9,875 | 1,635 | 103,800 | 16,000 | 119,800 |
| Desembre 03 | 10,857 | 29,113 | 10,422 | 7,218 | 35,170 | 8,409 | 2,218 | 10,269 | 1,524 | 115,200 | 0,000 | 115,200 |
| Total 03 | 223,938 | 523,281 | 135,898 | 110,968 | 335,214 | 277,082 | 106,492 | 214,258 | 24,171 | 1951,302 | 164,988 | 2116,290 |
| Gener 04 | 12,458 | 31,000 | 10,372 | 6,593 | 26,188 | 8,085 | 1,281 | 11,930 | 1,670 | 107,907 | 1,553 | 109,460 |
| Febrer 04 | 11,314 | 22,000 | 5,080 | 5,484 | 27,393 | 6,416 | 1,738 | 10,945 | 0,000 | 90,370 | 0,000 | 90,370 |
| Març 04 | 11,223 | 37,381 | 3,644 | 4,800 | 17,263 | 10,147 | 4,675 | 3,542 | 2,240 | 92,675 | 16,620 | 109,295 |
| Abril 04 | 12,233 | 27,286 | 4,598 | 10,629 | 30,840 | 10,538 | 3,366 | 13,149 | 10,156 | 112,639 | 32,801 | 145,440 |
| Maig 04 | 19,062 | 40,591 | 11,702 | 8,276 | 16,226 | 13,493 | 10,160 | 18,380 | 2,416 | 137,890 | 15,802 | 153,692 |
| Juny 04 | 31,147 | 77,079 | 4,808 | 12,291 | 30,858 | 40,071 | 8,912 | 22,310 | 5,720 | 227,476 | 22,844 | 250,320 |



INDICADORS BÀSICS

| | | | | | | | | | | | | |
|--------------------|----------------|----------------|----------------|----------------|----------------|----------------|----------------|----------------|---------------|-----------------|----------------|-----------------|
| Juliol 04 | 29,995 | 76,137 | 26,687 | 11,242 | 40,655 | 28,855 | 17,862 | 35,137 | 4,000 | 266,570 | 16,416 | 282,986 |
| Agost 04 | 37,413 | 73,981 | 20,484 | 14,065 | 45,851 | 55,565 | 16,787 | 43,819 | 0,000 | 307,965 | 17,059 | 325,024 |
| Setembre 04 | 22,275 | 68,707 | 10,854 | 11,311 | 26,371 | 29,421 | 13,296 | 24,076 | 0,000 | 206,311 | 17,305 | 223,616 |
| Octubre 04 | 18,361 | 44,956 | 11,422 | 7,451 | 24,534 | 16,109 | 8,758 | 19,969 | 0,000 | 151,560 | 16,980 | 168,540 |
| Novembre 04 | 11,430 | 27,176 | 2,343 | 5,104 | 17,404 | 10,949 | 1,600 | 9,847 | 0,000 | 85,853 | 0,000 | 85,853 |
| Desembre 04 | 15,556 | 30,613 | 6,570 | 9,494 | 15,306 | 9,664 | 2,045 | 6,977 | 0,000 | 96,225 | 19,760 | 115,985 |
| Total 04 | 232,467 | 556,907 | 118,564 | 106,740 | 318,889 | 239,313 | 90,480 | 220,081 | 26,202 | 1883,441 | 177,140 | 2060,581 |
| Gener 05 | 16,260 | 33,460 | 7,170 | 7,290 | 25,950 | 6,583 | 2,230 | 10,040 | 0,000 | 108,983 | 0,000 | 108,983 |
| Febrer 05 | 11,910 | 28,430 | 10,800 | 6,660 | 20,310 | 8,730 | 1,350 | 7,540 | 0,000 | 95,730 | 17,240 | 112,970 |
| Març 05 | 13,950 | 25,610 | 9,290 | 6,370 | 26,650 | 11,170 | 5,040 | 9,820 | 0,000 | 107,900 | 0,000 | 107,900 |
| Abril 05 | 14,840 | 27,840 | 6,590 | 6,740 | 22,010 | 6,650 | 2,000 | 5,620 | 0,000 | 92,290 | 17,460 | 109,750 |
| Maig 05 | 23,470 | 52,550 | 12,340 | 11,870 | 34,220 | 26,330 | 12,000 | 27,840 | 0,000 | 200,620 | 0,000 | 200,620 |
| Juny 05 | 24,120 | 79,570 | 16,670 | 13,200 | 25,330 | 43,180 | 12,520 | 26,770 | 0,000 | 241,360 | 0,000 | 241,360 |
| Juliol 05 | 29,930 | 75,490 | 19,670 | 10,880 | 41,520 | 27,930 | 17,290 | 34,010 | 0,000 | 256,720 | 20,040 | 276,760 |
| Agost 05 | 42,840 | 71,460 | 27,880 | 22,590 | 55,680 | 57,800 | 24,840 | 40,120 | 0,000 | 343,210 | 0,000 | 343,210 |
| Setembre 05 | 24,010 | 74,060 | 11,700 | 12,190 | 31,520 | 31,710 | 14,330 | 25,950 | 0,000 | 225,470 | 0,000 | 225,470 |
| Octubre 05 | 22,130 | 54,180 | 13,770 | 8,980 | 32,880 | 19,410 | 10,550 | 24,070 | 0,000 | 185,970 | 0,000 | 185,970 |
| Novembre 05 | 11,230 | 26,990 | 2,100 | 4,860 | 20,780 | 9,700 | 1,240 | 7,600 | 0,000 | 84,500 | 19,420 | 103,920 |
| Desembre 05 | 17,610 | 30,850 | 7,440 | 10,730 | 21,040 | 10,940 | 2,520 | 7,800 | 0,000 | 108,930 | 0,000 | 108,930 |
| Total 05 | 252,300 | 580,490 | 145,420 | 122,360 | 357,890 | 260,133 | 105,910 | 227,180 | 0,000 | 2051,683 | 74,160 | 2125,843 |
| Gener 06 | 17,510 | 36,030 | 7,720 | 7,850 | 27,940 | 7,090 | 2,400 | 10,810 | 0,000 | 117,350 | 17,080 | 134,430 |
| Febrer 06 | 11,180 | 26,650 | 10,080 | 6,240 | 19,060 | 8,180 | 1,270 | 7,080 | 0,000 | 89,740 | 22,220 | 111,960 |
| Març 06 | 13,750 | 25,240 | 9,160 | 6,280 | 26,260 | 11,010 | 4,970 | 9,670 | 0,000 | 106,340 | 0,000 | 106,340 |
| Abril 06 | 20,750 | 38,920 | 9,210 | 9,420 | 30,770 | 9,300 | 2,800 | 7,860 | 0,000 | 129,030 | 0,000 | 129,030 |
| Maig 06 | 26,010 | 58,240 | 13,680 | 13,160 | 37,920 | 29,180 | 13,300 | 30,850 | 0,000 | 222,340 | 0,000 | 222,340 |
| Juny 06 | 33,940 | 63,990 | 11,240 | 13,390 | 41,620 | 43,660 | 9,710 | 30,310 | 0,000 | 247,860 | 18,780 | 266,640 |
| Juliol 06 | 30,530 | 77,510 | 27,170 | 11,440 | 41,390 | 29,380 | 18,180 | 35,770 | 0,000 | 271,370 | 0,000 | 271,370 |
| Agost 06 | 43,270 | 96,400 | 29,820 | 16,260 | 53,030 | 47,300 | 19,420 | 50,680 | 0,000 | 356,180 | 0,000 | 356,180 |
| Setembre 06 | 29,680 | 91,550 | 14,460 | 15,070 | 35,140 | 39,200 | 17,720 | 32,070 | 0,000 | 274,890 | 0,000 | 274,890 |
| Octubre 06 | 22,230 | 54,430 | 13,830 | 9,020 | 33,020 | 19,520 | 10,600 | 24,180 | 0,000 | 186,830 | 0,000 | 186,830 |
| Novembre 06 | 13,680 | 40,050 | 10,270 | 7,900 | 24,440 | 13,410 | 8,750 | 14,330 | 0,000 | 132,830 | 0,000 | 132,830 |
| Desembre 06 | 12,330 | 32,140 | 6,900 | 9,510 | 16,070 | 10,140 | 3,150 | 10,770 | 0,000 | 101,010 | 22,300 | 123,310 |

INDICADORS BÀSICS

| | | | | | | | | | | | | |
|--------------------|----------------|----------------|----------------|----------------|----------------|----------------|----------------|----------------|--------------|-----------------|----------------|-----------------|
| Total 06 | 274,860 | 641,150 | 163,540 | 125,540 | 386,660 | 267,370 | 112,270 | 264,380 | 0,000 | 2235,770 | 80,380 | 2316,150 |
| Gener 07 | 20,740 | 42,680 | 9,150 | 9,300 | 37,710 | 8,390 | 2,840 | 12,810 | 0,000 | 143,620 | 0,000 | 143,620 |
| Febrer 07 | 8,800 | 20,480 | 9,030 | 4,470 | 28,030 | 6,670 | 2,320 | 6,010 | 0,000 | 85,810 | 19,280 | 105,090 |
| Març 07 | 13,260 | 38,300 | 9,840 | 4,930 | 41,200 | 9,950 | 2,850 | 7,720 | 0,000 | 128,050 | 39,440 | 167,490 |
| Abril 07 | 9,170 | 29,250 | 9,890 | 5,380 | 26,490 | 13,110 | 2,570 | 11,880 | 0,000 | 107,740 | 37,440 | 145,180 |
| Maig 07 | 18,600 | 60,700 | 15,690 | 15,230 | 27,440 | 28,310 | 8,000 | 27,070 | 0,000 | 201,040 | 19,720 | 220,760 |
| Juny 07 | 23,840 | 63,910 | 16,410 | 12,820 | 29,140 | 30,730 | 10,730 | 28,280 | 0,000 | 215,860 | 35,020 | 250,880 |
| Juliol 07 | 41,030 | 91,310 | 24,880 | 17,530 | 52,200 | 56,750 | 12,260 | 55,000 | 0,000 | 350,960 | 18,780 | 369,740 |
| Agost 07 | 45,360 | 136,500 | 29,400 | 15,560 | 64,500 | 63,370 | 19,770 | 60,460 | 0,000 | 434,920 | 0,000 | 434,920 |
| Setembre 07 | 34,520 | 81,020 | 18,230 | 12,030 | 46,760 | 44,230 | 12,530 | 32,870 | 0,000 | 282,190 | 10,660 | 292,850 |
| Octubre 07 | 24,970 | 68,550 | 17,980 | 17,190 | 57,220 | 29,220 | 9,500 | 32,410 | 0,000 | 257,040 | 0,000 | 257,040 |
| Novembre 07 | 13,900 | 21,720 | 12,690 | 10,380 | 40,070 | 13,760 | 4,060 | 12,990 | 0,000 | 129,570 | 23,870 | 153,440 |
| Desembre 07 | 8,400 | 33,890 | 7,470 | 7,990 | 35,410 | 10,720 | 1,950 | 5,610 | 0,000 | 111,440 | 0,000 | 111,440 |
| Total 07 | 262,590 | 688,310 | 180,660 | 132,810 | 486,170 | 315,210 | 89,380 | 293,110 | 0,000 | 2448,240 | 204,210 | 2652,450 |
| Gener 08 | 9,720 | 45,120 | 14,900 | 11,900 | 48,240 | 13,770 | 1,810 | 9,160 | 0,000 | 154,620 | 20,100 | 174,720 |
| Febrer 08 | 11,680 | 30,290 | 10,740 | 10,610 | 43,090 | 7,590 | 2,780 | 9,530 | 0,000 | 126,310 | 6,870 | 133,180 |
| Març 08 | 11,230 | 38,250 | 14,670 | 7,450 | 41,950 | 13,970 | 1,480 | 13,400 | 0,000 | 142,400 | 7,480 | 149,880 |
| Abril 08 | 12,200 | 38,260 | 15,330 | 10,610 | 36,990 | 14,530 | 1,390 | 16,340 | 0,000 | 145,650 | 2,693 | 148,343 |
| Maig 08 | 20,000 | 57,060 | 18,760 | 10,940 | 48,390 | 25,010 | 8,280 | 26,790 | 0,000 | 215,230 | 7,053 | 222,283 |
| Juny 08 | 33,540 | 87,810 | 18,730 | 11,070 | 45,080 | 38,700 | 9,800 | 27,360 | 0,000 | 272,090 | 7,070 | 279,160 |
| Juliol 08 | 35,780 | 102,740 | 20,830 | 17,300 | 73,370 | 50,050 | 17,640 | 50,730 | 0,000 | 368,440 | 8,500 | 376,940 |
| Agost 08 | 41,920 | 118,780 | 18,140 | 15,310 | 62,520 | 66,190 | 19,000 | 50,800 | 0,000 | 392,660 | 9,180 | 401,840 |
| Setembre 08 | 32,070 | 90,750 | 18,590 | 13,150 | 53,970 | 45,220 | 12,970 | 39,170 | 0,000 | 305,890 | 17,440 | 323,330 |
| Octubre 08 | 22,310 | 69,980 | 15,360 | 9,120 | 42,360 | 28,450 | 5,500 | 27,190 | 0,000 | 220,270 | 33,240 | 253,510 |
| Novembre 08 | 9,270 | 33,010 | 9,380 | 7,440 | 37,880 | 9,920 | 2,290 | 12,650 | 0,000 | 121,840 | 0,000 | 121,840 |
| Desembre 08 | 15,110 | 47,350 | 13,720 | 10,000 | 41,540 | 14,630 | 2,520 | 16,610 | 0,000 | 161,480 | 11,300 | 172,780 |
| Total 08 | 254,830 | 759,400 | 189,150 | 134,900 | 575,380 | 328,030 | 85,460 | 299,730 | 0,000 | 2626,880 | 130,926 | 2757,806 |
| Gener 09 | 7,500 | 36,410 | 8,920 | 9,480 | 37,630 | 12,960 | 1,400 | 16,490 | 0,000 | 130,790 | 2,220 | 133,010 |
| Febrer 09 | 9,630 | 37,010 | 10,990 | 9,650 | 34,750 | 11,660 | 2,850 | 14,320 | 0,000 | 130,860 | 8,920 | 139,780 |
| Març 09 | 11,930 | 41,000 | 12,420 | 11,370 | 28,620 | 11,330 | 1,620 | 12,210 | 0,000 | 130,500 | 13,800 | 144,300 |
| Abril 09 | 15,560 | 44,090 | 14,200 | 11,840 | 37,630 | 18,130 | 1,810 | 16,420 | 0,000 | 159,680 | 13,100 | 172,780 |

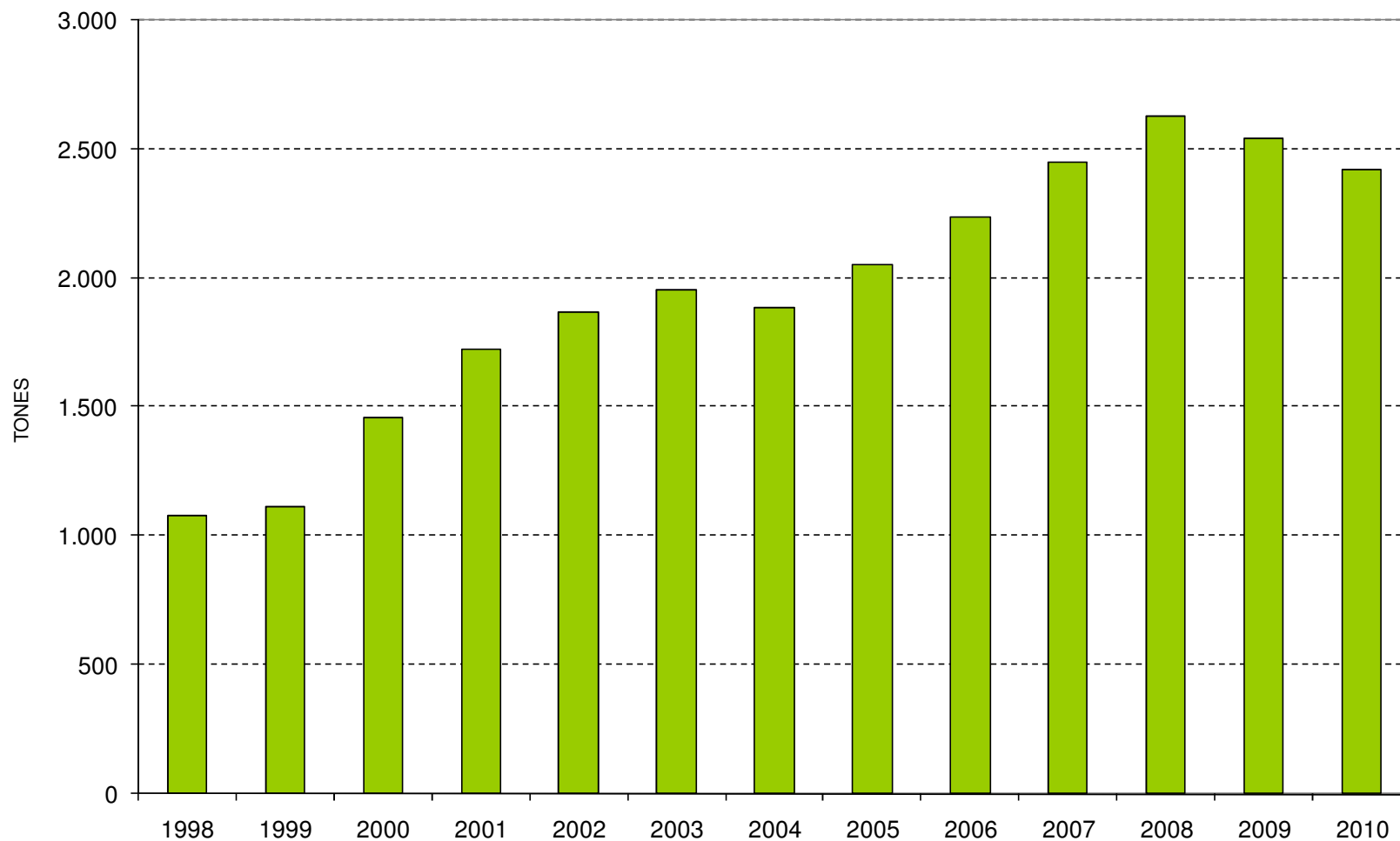


INDICADORS BÀSICS

| | | | | | | | | | | | | |
|--------------------|----------------|----------------|----------------|----------------|----------------|----------------|---------------|----------------|--------------|-----------------|----------------|-----------------|
| Maig 09 | 19,340 | 57,260 | 17,990 | 12,210 | 43,650 | 24,240 | 6,160 | 22,030 | 0,000 | 202,880 | 8,880 | 211,760 |
| Juny 09 | 28,830 | 86,790 | 18,180 | 15,230 | 51,320 | 35,000 | 9,550 | 33,260 | 0,000 | 278,160 | 16,720 | 294,880 |
| Juliol 09 | 39,460 | 103,620 | 19,600 | 17,340 | 52,500 | 52,990 | 14,670 | 43,090 | 0,000 | 343,270 | 0,000 | 343,270 |
| Agost 09 | 45,230 | 119,070 | 22,800 | 21,890 | 52,970 | 58,140 | 16,040 | 47,630 | 0,000 | 383,770 | 22,980 | 406,750 |
| Setembre 09 | 30,510 | 88,510 | 18,570 | 16,820 | 51,140 | 46,460 | 8,930 | 44,590 | 0,000 | 305,530 | 0,000 | 305,530 |
| Octubre 09 | 20,130 | 62,550 | 12,420 | 12,760 | 32,610 | 22,300 | 2,460 | 17,570 | 0,000 | 182,800 | 19,440 | 202,240 |
| Novembre 09 | 11,720 | 35,250 | 10,490 | 9,390 | 40,620 | 12,540 | 1,900 | 12,540 | 0,000 | 134,450 | 0,000 | 134,450 |
| Desembre 09 | 12,790 | 45,110 | 10,120 | 9,120 | 44,370 | 14,740 | 4,400 | 15,450 | 0,000 | 156,100 | 0,000 | 156,100 |
| Total 09 | 252,630 | 756,670 | 176,700 | 157,100 | 507,810 | 320,490 | 71,790 | 295,600 | 0,000 | 2538,790 | 106,060 | 2644,850 |
| Gener 10 | 7,810 | 35,170 | 8,560 | 8,650 | 36,720 | 11,540 | 1,440 | 14,520 | 0,000 | 124,410 | 19,620 | 144,030 |
| Febrer 10 | 8,740 | 35,910 | 8,500 | 7,770 | 32,910 | 9,690 | 2,890 | 13,530 | 0,000 | 119,940 | 0,000 | 119,940 |
| Març 10 | 11,210 | 37,470 | 11,700 | 10,460 | 35,220 | 10,310 | 3,150 | 16,510 | 0,000 | 136,030 | 0,000 | 136,030 |
| Abril 10 | 11,140 | 40,590 | 11,840 | 9,070 | 30,090 | 16,320 | 2,830 | 15,020 | 0,000 | 136,900 | 8,840 | 145,740 |
| Maig 10 | 16,000 | 49,510 | 13,070 | 11,600 | 35,340 | 19,570 | 7,480 | 21,630 | 0,000 | 174,200 | 12,660 | 186,860 |
| Juny 10 | 27,780 | 94,230 | 15,160 | 14,490 | 47,980 | 31,720 | 9,290 | 40,570 | 0,000 | 281,220 | 31,800 | 313,020 |
| Juliol 10 | 31,000 | 97,640 | 20,370 | 15,790 | 50,280 | 44,190 | 14,120 | 43,040 | 0,000 | 316,430 | 6,680 | 323,110 |
| Agost 10 | 40,820 | 119,560 | 25,120 | 17,670 | 57,030 | 53,180 | 15,790 | 50,530 | 0,000 | 379,700 | 46,800 | 426,500 |
| Setembre 10 | 29,920 | 87,880 | 22,070 | 15,350 | 46,650 | 42,500 | 8,440 | 42,010 | 0,000 | 294,820 | 0,000 | 294,820 |
| Octubre 10 | 17,180 | 48,400 | 18,340 | 9,740 | 38,850 | 21,480 | 4,410 | 28,140 | 0,000 | 186,540 | 1,040 | 187,580 |
| Novembre 10 | 13,160 | 39,230 | 10,210 | 9,340 | 32,320 | 13,830 | 3,600 | 16,460 | 0,000 | 138,150 | 28,920 | 167,070 |
| Desembre 10 | 12,320 | 37,880 | 14,180 | 8,130 | 29,910 | 12,420 | 3,210 | 13,240 | 0,000 | 131,290 | 2,180 | 133,470 |
| Total 10 | 227,080 | 723,470 | 179,120 | 138,060 | 473,300 | 286,750 | 76,650 | 315,200 | 0,000 | 2419,630 | 158,540 | 2578,170 |

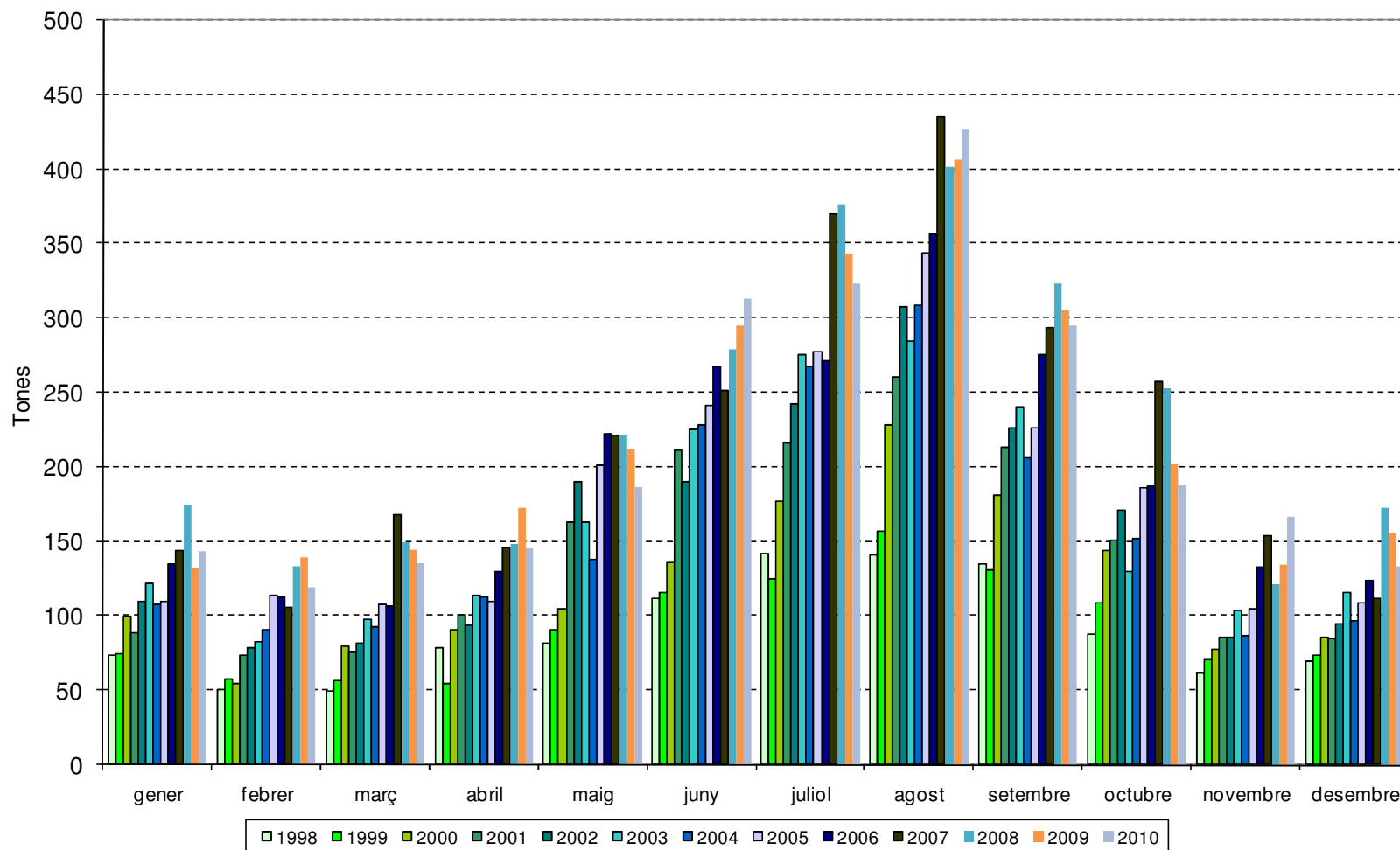
Font: Consorci per a la gestió de residus sòlids urbans de Menorca. Elaboració: OBSAM

Gràfic 1. Recollida selectiva de vidre procedent de les àrees d'aportació dels municipis. Dades anuals 1998-2010 al total de Menorca.



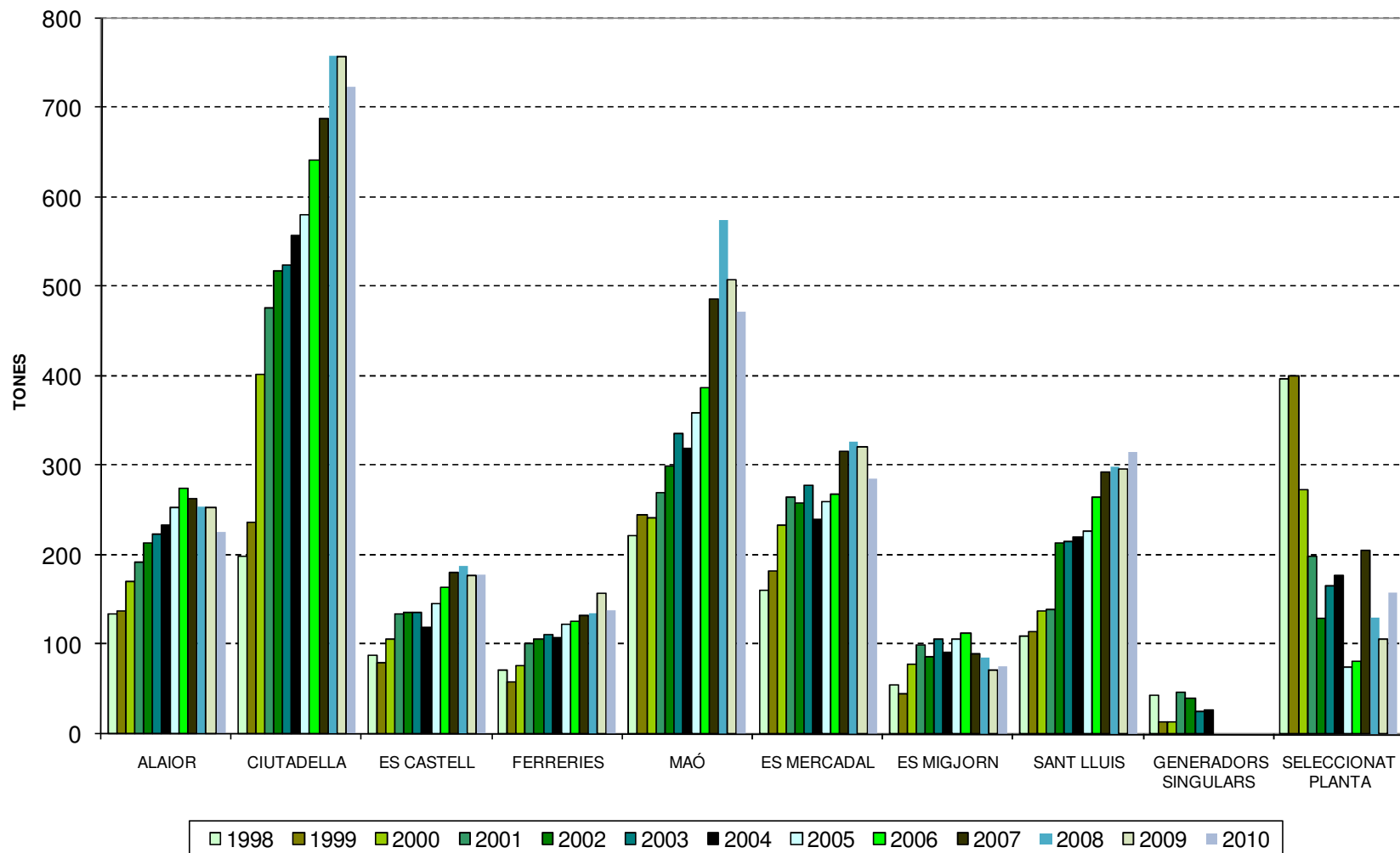
Font: Consorci per a la gestió de residus sòlids urbans de Menorca. Elaboració: OBSAM

Gràfic 2. Recollida selectiva de vidre mensual per al total de Menorca. 1998-2010.



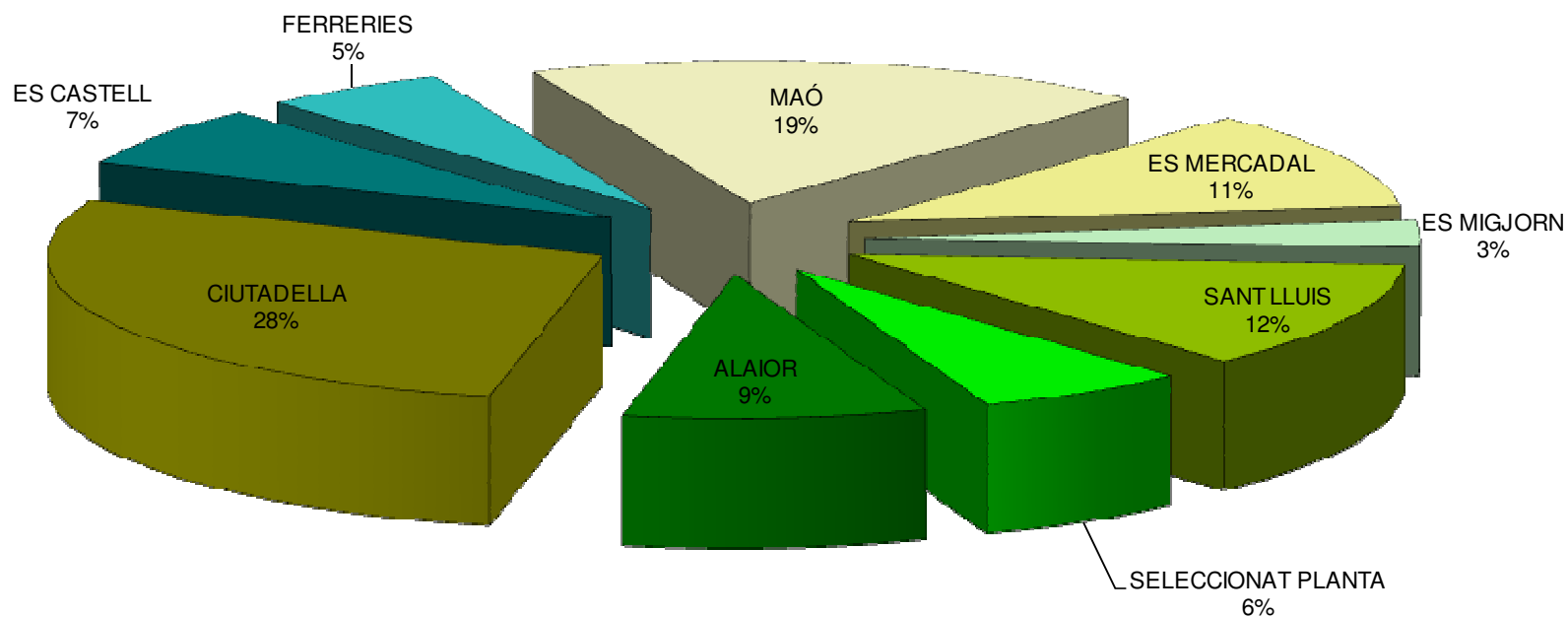
Font: Consorci per a la Gestió de Residus Sòlids Urbans de Menorca. Elaboració: OBSAM.

Gràfic 3. Recollida selectiva de vidre per municipis. Dades anuals 1998 - 2010.



Font: Consorci per a la Gestió de Residus Sòlids Urbans de Menorca. Elaboració: OBSAM.

Gràfic 4. Aportació de cada municipi a la recollida selectiva de vidre. Dades 2010.



Font: Consorci per a la gestió de residus sòlids urbans de Menorca. Elaboració: OBSAM.