

VII.b.2.2. CONSUM D'ELECTRICITAT PER MUNICIPIS. Facturació.

Aquest indicador ens mostra com l'energia consumida ha anat en augment en el global de l'illa al llarg de la història. Analitzant les dades municipals comprovem que aquesta tendència a l'augment es dona també a cada municipi per separat, tot i que municipis com Ciutadella o St. Lluís tenen aquesta tendència a l'augment molt més marcada, amb increments anuals més elevats que altres com Ferreries en que el consum és més estable i no pateix augments molt elevats d'un any al següent.

Els municipis amb consum més elevat són Ciutadella en primer lloc, seguit de Maó, a conseqüència de ser els municipis més poblats. Amb un consum molt menor trobem la resta de municipis, entre els que destaquen Ferreries i es Migjorn Gran com els municipis amb menys consum elèctric.

Analitzant el consum mensual podem comprovar que el consum elèctric, igual que la resta de vectors ambientals, té una clara estacionalitat a causa del turisme, però que no es tant marcada com en el cas d'altres indicadors com el consum d'aigua o la generació de residus degut a que el consum energètic està caracteritzat per un augment de consum a l'hivern a causa de l'ús generalitzat de calefacció i les hores de llum artificial emprada, la qual cosa fa que la típica campana de Gauss amb màxims als mesos de juliol i agost en aquest cas quedi una mica esmorteïda.



Taula 1. Energia elèctrica facturada mensual per municipis i al total de l'illa.

ENERGIA FACTURADA KWh	ALAIOR	CIUTADELLA	FERRERIES	MAO	MERCADAL	SANT LLUIS	ES CASTELL	ES MIGJORN GRAN	TOTAL MENORCA	
1997	ene-97	3.445.440	8.386.951	166.058	2.327.910	217.130	2.033.562	2.282.540	42.095	18.901.686
	feb-97	534.571	2.931.520	1.741.735	12.360.799	1.797.861	159.364	129.563	507.682	20.163.095
	mar-97	3.391.604	8.645.237	196.514	2.160.326	171.133	1.937.061	2.219.434	39.161	18.760.470
	abr-97	582.156	2.737.629	1.487.421	10.443.588	1.765.060	154.291	115.823	513.197	17.799.165
	may-97	3.817.783	9.448.737	257.403	2.804.437	322.312	2.297.395	2.166.568	88.080	21.202.715
	jun-97	1.219.419	6.146.054	1.650.366	10.794.925	2.793.661	508.539	179.487	938.314	24.230.765
	jul-97	4.989.939	10.950.458	351.490	3.222.972	746.551	3.143.056	2.155.923	336.931	25.897.320
	ago-97	1.851.201	8.619.841	1.698.974	12.109.392	4.439.665	723.644	220.918	1.280.681	30.944.316
	sep-97	5.852.475	13.469.659	352.883	3.809.872	995.133	4.168.584	2.460.525	376.867	31.485.998
	oct-97	1.729.158	8.251.027	1.686.225	12.059.034	4.506.065	708.717	252.364	1.227.525	30.420.115
	nov-97	4.493.479	11.230.323	378.270	3.221.952	636.188	3.130.865	2.203.778	319.529	25.614.384
	dic-97	572.302	3.723.218	1.538.474	9.468.325	2.329.801	156.395	200.678	548.520	18.537.713
TOTAL 1997	32.479.527	94.540.654	11.505.813	84.783.532	20.720.560	19.121.473	14.587.601	6.218.582	283.957.742	
1998	ene-98	3.666.584	8.766.618	233.208	3.772.288	211.570	2.233.615	2.463.478	33.761	21.381.122
	feb-98	643.873	2.915.114	1.831.374	12.535.194	1.949.719	159.433	139.633	546.400	20.720.740
	mar-98	3.321.309	8.677.517	212.195	2.289.626	184.085	2.086.785	2.205.264	20.757	18.997.538
	abr-98	680.049	3.536.466	1.668.095	11.737.861	1.903.260	167.583	166.760	540.189	20.400.263
	may-98	4.126.562	9.606.119	224.774	2.435.380	329.302	2.493.201	2.420.511	73.835	21.709.684
	jun-98	1.362.035	5.010.537	1.561.820	10.512.554	3.178.698	542.669	211.906	897.745	23.277.964
	jul-98	5.261.095	11.820.464	423.569	3.402.055	885.794	3.224.678	2.239.103	358.927	27.615.685
	ago-98	1.874.589	9.515.079	1.954.121	13.087.400	4.860.928	819.849	452.916	1.428.574	33.993.456
	sep-98	6.030.250	13.935.860	383.345	3.771.174	1.141.785	4.353.284	2.772.493	381.217	32.769.408
	oct-98	1.509.966	8.674.789	1.814.333	11.979.295	4.756.762	761.064	311.441	1.171.961	30.979.611
	nov-98	4.510.357	10.632.132	387.936	2.907.059	702.607	3.294.271	2.273.841	507.584	25.215.787
	dic-98	1.184.784	7.140.583	1.693.924	12.201.899	2.587.714	207.857	219.399	671.671	25.907.831
TOTAL 1998	34.171.453	100.231.278	12.388.694	90.631.785	22.692.224	20.344.289	15.876.745	6.632.621	302.969.089	
1999	ene-99	4.221.393	10.253.429	305.563	2.895.318	274.851	2.589.983	2.728.065	48.918	23.317.520
	feb-99	700.163	4.664.122	1.860.242	13.118.244	2.225.658	257.322	238.941	605.823	23.670.515

INDICADORS BÀSICS

	mar-99	4.059.368	8.778.496	270.759	2.551.057	232.482	2.478.267	2.689.803	47.357	21.107.589
	abr-99	892.388	5.309.365	1.854.780	12.912.642	2.458.679	254.224	200.138	699.821	24.582.037
	may-99	4.192.517	8.972.000	1.358.812	3.167.720	405.478	2.764.996	2.540.302	49.068	23.450.893
	jun-99	1.646.440	6.684.393	581.373	11.753.698	3.352.720	615.204	327.578	1.053.901	26.015.307
	jul-99	5.808.395	13.903.493	479.749	3.695.337	1.093.938	3.931.276	2.609.388	433.780	31.955.356
	ago-99	2.082.061	9.920.950	2.091.499	13.708.913	5.077.654	1.375.235	520.828	1.385.827	36.162.967
	sep-99	7.118.783	15.729.989	1.884.580	3.993.163	1.361.866	5.516.299	3.259.275	702.599	39.566.554
	oct-99	1.894.689	8.134.016	603.436	13.344.191	5.360.754	1.260.242	467.882	1.395.653	32.460.863
	nov-99	4.564.778	11.572.546	611.048	3.347.739	837.986	3.801.684	2.463.751	324.016	27.523.548
	dic-99	765.138	6.361.418	1.547.584	12.251.544	2.826.216	250.063	330.947	674.436	25.007.346
	TOTAL 1999	37.946.113	110.284.217	13.449.425	96.739.566	25.508.282	25.094.795	18.376.898	7.421.199	334.820.495
2000	ene-00	4.720.334	6.896.433	244.542	2.764.281	266.670	2.710.953	3.133.071	47.627	20.783.911
	feb-00	751.489	3.639.379	2.186.147	10.718.516	2.628.200	223.363	218.354	760.155	21.125.603
	mar-00	4.591.965	7.758.020	260.817	1.716.155	270.782	3.167.270	3.057.821	54.509	20.877.339
	abr-00	773.866	4.556.074	2.047.071	9.452.784	2.629.690	301.424	310.003	698.886	20.769.798
	may-00	4.664.676	13.911.157	304.683	10.105.919	468.686	2.980.343	2.493.272	178.132	35.106.868
	jun-00	1.384.927	7.347.441	1.829.886	12.421.540	3.797.662	962.243	399.756	1.072.225	29.215.680
	jul-00	6.473.321	12.552.049	506.985	5.054.035	1.171.932	4.878.242	2.657.241	496.841	33.790.646
	ago-00	2.348.229	10.241.121	2.011.019	12.312.744	5.709.643	1.362.213	517.108	1.412.800	35.914.877
	sep-00	7.109.877	13.039.818	611.223	7.110.340	1.298.710	5.928.145	3.168.124	617.354	38.883.591
	oct-00	1.950.632	16.224.043	2.077.642	9.247.196	6.053.071	1.303.567	504.076	1.371.649	38.731.876
	nov-00	5.542.947	9.437.199	400.036	7.890.462	865.841	3.749.308	2.690.874	282.509	30.859.176
	dic-00	785.055	6.793.454	1.878.877	8.029.999	2.869.115	251.830	271.407	696.425	21.576.162
	TOTAL 2000	41.097.318	112.396.188	14.358.928	96.823.971	28.030.002	27.818.901	19.421.107	7.689.112	347.635.527
2001	ene-01	4.368.398	8.044.410	208.049	8.104.608	591.558	2.982.171	3.027.339	93.451	27.419.984
	feb-01	891.373	5.751.057	1.986.634	12.135.057	2.173.489	299.543	298.042	642.296	24.177.491
	mar-01	4.384.892	9.446.042	545.307	4.906.178	380.862	3.171.711	2.890.262	43.117	25.768.371
	abr-01	992.326	6.180.104	1.951.450	10.411.667	2.609.476	519.115	479.395	1.479.524	24.623.057
	may-01	5.028.250	10.817.625	299.122	7.932.717	476.210	3.869.800	2.669.044	190.512	31.283.280
	jun-01	1.402.581	8.941.173	2.110.276	11.097.842	4.640.359	1.392.292	397.435	1.288.278	31.270.236
	jul-01	6.540.153	11.628.723	536.786	5.307.707	1.245.289	5.149.745	2.714.348	617.925	33.740.676
	ago-01	2.933.035	14.611.850	2.132.628	12.922.549	6.082.842	1.887.054	837.312	1.768.661	43.175.931
	sep-01	7.787.375	13.886.787	609.841	6.967.225	1.648.840	6.667.695	3.211.267	792.902	41.571.932
	oct-01	2.431.612	14.152.852	2.109.132	10.907.046	5.227.637	1.679.441	398.899	1.411.869	38.318.488

INDICADORS BÀSICS

	nov-01	5.093.030	10.407.817	494.600	6.146.296	1.085.849	4.631.175	2.879.306	461.204	31.199.277
	dic-01	1.773.270	7.478.136	1.984.667	10.469.952	2.817.390	545.172	287.186	709.963	26.065.736
	TOTAL 2001	43.626.295	121.346.576	14.968.492	107.308.844	28.979.801	32.794.914	20.089.835	9.499.702	378.614.459
2002	ene-02	4.944.227	10.826.595	205.252	6.949.462	285.909	3.567.940	3.341.336	41.228	30.161.949
	feb-02	840.010	5.215.527	2.397.955	12.818.465	2.978.962	546.682	281.548	780.731	25.859.880
	mar-02	4.199.836	8.232.694	355.976	7.364.173	377.505	3.339.144	2.830.860	68.213	26.768.401
	abr-02	1.593.603	9.528.309	2.184.231	8.007.963	3.092.805	677.395	677.146	843.867	26.605.319
	may-02	5.309.207	10.364.371	317.776	9.279.089	412.301	4.053.996	2.873.436	217.138	32.827.314
	jun-02	1.960.679	9.507.727	1.999.821	6.669.740	3.995.587	1.418.393	358.995	1.239.965	27.150.907
	jul-02	6.614.202	11.525.105	654.529	11.166.940	1.841.446	5.585.582	2.854.001	596.484	40.838.289
	ago-02	2406756	15869305	2208682	12131230	6261719	2040419	569918	1760274	43.248.000
	sep-02	6213552	12684898	639761	6695349	1667646	6519347	3290402	659194	38.370.000
	oct-02	3588950	15711254	2164401	9421623	5353048	1790133	561347	1480075	40.071.000
	nov-02	1730612	9158400	417161	9640683	1108867	4017937	1270018	368359	27.712.000
	dic-02	4897619	9714256	2113833	8143529	2756617	1374683	1909521	700921	31.611.000
	TOTAL 2002	44.299.253	128.338.441	15.659.378	108.288.246	30.132.412	34.931.651	20.818.528	8.756.449	391.224.059
2003	ene-03	2.879.851	7.456.905	386.566	10.197.552	739.636	3.906.775	3.309.861	78.898	28.956.044
	feb-03	3.734.976	9.376.596	2.359.780	12.872.250	3.173.504	515.014	360.343	839.648	33.232.111
	mar-03	4.727.261	10.156.286	333.006	6.319.287	304.423	3.397.381	3.234.148	125.933	28.597.725
	abr-03	1.611.366	6.049.107	2.215.216	13.280.821	2.751.522	474.669	267.887	751.886	27.402.474
	may-03	5.743.471	10.409.210	398.750	5.195.819	686.572	4.499.566	3.286.758	249.157	30.469.303
	jun-03	1.870.275	11.146.246	2.267.824	12.805.881	4.512.716	1.401.988	391.390	1.368.515	35.764.835
	jul-03	7.484.019	16.449.158	466.914	5.922.172	1.736.442	5.995.288	3.126.121	655.448	41.835.562
	ago-03	2.912.010	15.598.626	2.632.984	15.946.957	7.318.646	2.899.450	657.819	2.142.819	50.109.311
	sep-03	8.760.749	17.824.890	663.836	7.603.998	1.682.671	7.360.918	3.818.575	766.275	48.481.912
	oct-03	2.302.742	14.399.876	2.546.575	13.805.303	5.631.000	2.160.992	434.575	1.618.476	42.899.539
	nov-03	1.452.551	10.330.477	505.968	6.065.486	894.077	5.211.880	2.408.375	458.784	27.327.598
	dic-03	5.994.742	10.734.962	2.285.513	11.625.510	3.137.690	450.067	1.495.319	849.256	36.573.059
	TOTAL 2003	49.474.013	139.932.339	17.062.932	121.641.036	32.568.899	38.273.988	22.791.171	9.905.095	431.649.473
2004	ene-04	4.804.920	11.203.030	280.255	6.762.068	423.596	3.944.526	3.202.654	100.757	30.721.806
	feb-04	1.119.405	4.387.324	2.311.035	14.756.180	2.741.191	439.368	351.531	872.581	26.978.615
	mar-04	5.642.826	13.486.544	344.863	3.641.241	582.777	4.272.325	3.968.279	107.373	32.046.228
	abr-04	1.104.334	5.650.887	2.687.132	14.289.674	3.777.141	674.209	470.341	1.109.979	29.763.697

INDICADORS BÀSICS

	may-04	6.096.369	10.199.999	395.344	9.134.890	630.902	4.619.764	3.515.013	279.678	34.871.959
	jun-04	2.333.583	11.825.726	2.137.040	12.124.497	4.655.590	1.130.259	408.407	1.354.454	35.969.556
	jul-04	7.325.405	13.803.090	638.176	6.658.910	1.173.064	5.946.641	3.256.508	497.364	39.299.158
	ago-04	2.976.789	16.023.257	2.609.567	15.888.744	6.831.729	2.309.122	395.870	1.425.863	48.460.941
	sep-04	8.769.753	19.172.681	745.009	6.973.106	1.797.310	6.824.544	3.786.695	1.271.302	49.340.400
	oct-04	2.330.256	14.137.080	2.554.635	13.278.403	5.923.257	2.872.546	826.411	1.538.357	43.460.945
	nov-04	2.783.054	10.599.358	557.927	7.970.031	1.080.538	5.060.283	3.345.687	497.527	31.894.405
	dic-04	5.876.974	11.369.739	2.414.874	15.627.091	4.117.872	364.297	271.677	835.102	40.877.626
	TOTAL 2004	51.163.668	141.858.715	17.675.857	127.104.835	33.734.967	38.457.884	23.799.073	9.890.337	443.685.336
2005	gen-05	1.091.387	13.040.583	1.262.477	3.823.587	631.649	746.855	319.739	554.003	21.470.280
	feb-05	6.598.904	3.203.044	1.004.590	18.314.870	2.475.905	580.326	1.509.954	118.451	33.806.044
	març-05	915.439	19.713.232	2.871.796	4.946.863	2.449.247	7.746.048	5.223.993	617.995	44.484.613
	abr-05	6.049.134	3.096.374	489.833	17.929.656	2.083.255	3.271.462	3.626.522	677.329	37.223.565
	maig-05	2.915.467	17.836.789	2.189.521	3.851.720	2.753.681	1.773.817	354.238	1.031.092	32.706.325
	juny-05	5.224.724	6.178.736	522.229	15.645.718	2.045.980	1.566.067	2.476.632	460.008	34.120.094
	jul-05	2.895.233	16.475.019	727.638	5.107.912	1.773.719	6.256.162	1.786.623	748.422	35.770.728
	ag-05	9.162.478	16.772.700	3.128.374	5.368.206	8.342.095	2.085.597	550.596	2.147.786	47.557.832
	set-05	3.768.456	19.526.515	652.630	21.854.685	1.963.145	8.428.562	4.726.291	911.502	61.831.786
	oct-05	6.581.636	13.803.064	2.390.453	12.951.503	5.344.227	4.659.253	2.702.355	1.412.443	49.844.934
	nov-05	3.324.620	14.951.416	1.876.983	4.616.224	3.206.558	1.163.665	447.594	1.087.581	30.674.641
	des-05	2.681.424	2.615.510	319.544	16.600.032	892.245	867.601	3.497.882	78.024	27.552.262
TOTAL 2005	51.208.902	147.212.982	17.436.068	131.010.976	33.961.706	39.145.415	27.222.419	9.844.636	457.043.104	
2006	gen-06	1.950.096	19.134.278	2.660.365	4.035.954	1.461.037	4.663.235	943.889	1.023.633	35.872.487
	feb-06	6.146.155	2.204.115	816.488	16.591.062	3.347.877	573.880	483.518	122.026	30.285.121
	març-06	4.558.885	18.653.483	2.783.119	9.883.258	3.877.762	5.490.608	5.191.025	969.123	51.407.263
	abr-06	2.703.745	3.193.487	401.384	16.156.246	542.252	1.089.823	2.783.568	87.700	26.958.205
	maig-06	3.263.437	15.121.824	1.958.912	3.983.650	3.601.739	3.465.510	936.851	1.029.516	33.361.439
	juny-06	4.752.021	6.004.211	511.419	15.323.554	1.364.645	3.698.266	2.929.038	444.008	35.027.162
	jul-06	2.919.515	20.413.671	1.596.788	4.788.374	1.838.509	3.321.626	883.242	645.561	36.407.286
	ag-06	9.512.445	13.383.783	1.709.182	19.858.002	8.148.478	4.715.739	3.775.370	2.261.748	63.364.747
	set-06	2.927.114	26.191.943	1.884.349	4.760.124	2.349.177	6.270.515	1.031.795	1.550.793	46.965.810
oct-06	7.219.922	8.983.253	1.263.552	16.810.383	4.604.090	3.137.072	2.719.287	715.742	45.453.301	

INDICADORS BÀSICS

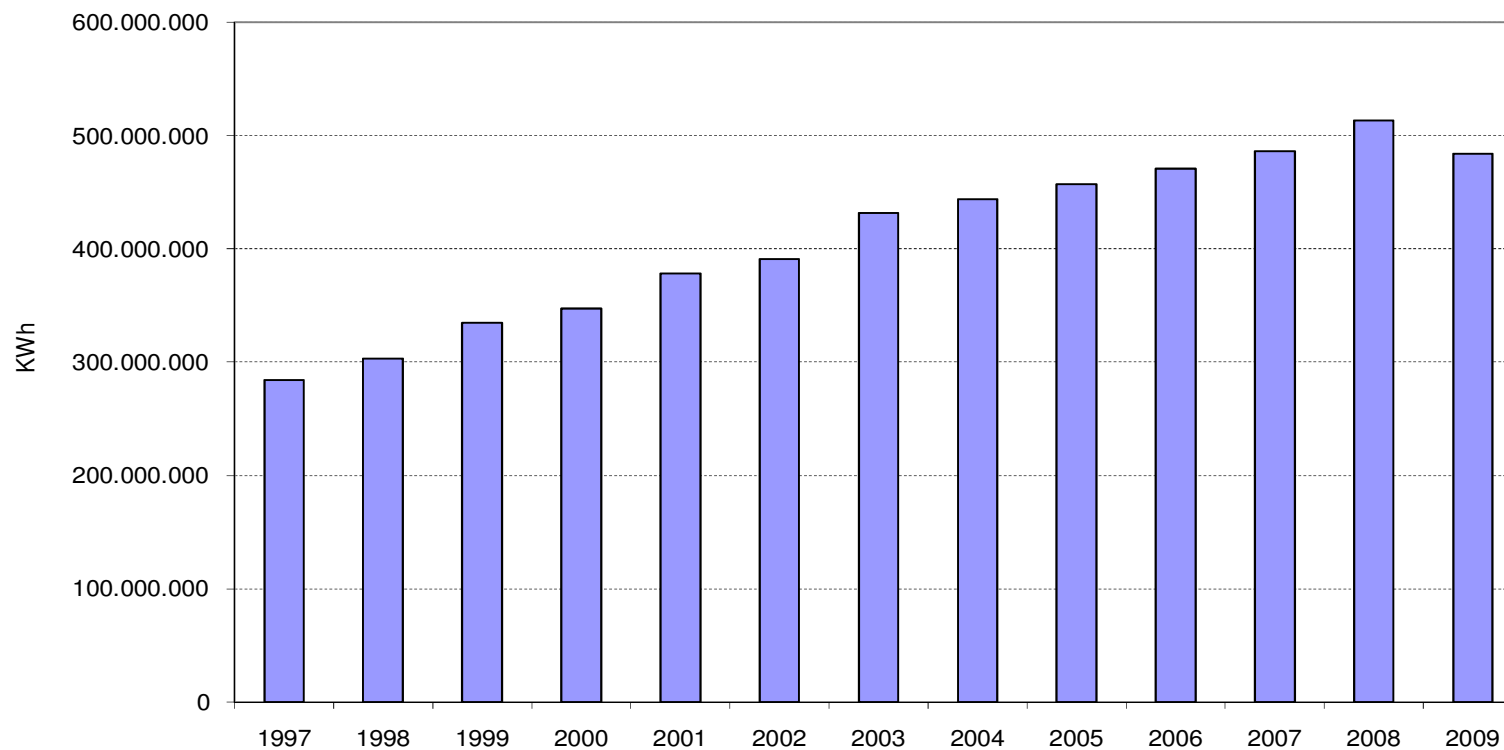
	nov-06	3.098.689	17.507.128	2.773.668	4.965.641	3.902.725	3.790.979	1.125.744	1.143.239	38.307.813
	des-06	3.577.264	2.889.571	532.725	15.471.081	726.810	2.161.300	2.266.214	54.695	27.679.660
	TOTAL 2006	52.629.288	153.680.747	18.891.951	132.627.329	35.765.101	42.378.553	25.069.541	10.047.784	471.090.294
2007	gen-07	3.409.032	16.351.273	2.690.422	5.223.625	1.512.809	3.137.468	1.865.248	652.629	34.842.506
	feb-07	3.959.178	2.579.343	558.699	17.753.754	3.094.288	3.350.375	3.657.094	466.207	35.418.938
	març-07	4.243.346	17.155.334	2.700.013	4.644.397	2.721.708	1.226.688	328.838	937.930	33.958.254
	abr-07	3.289.780	4.551.049	612.484	18.895.479	1.743.882	960.503	2.185.846	129.494	32.368.517
	maig-07	1.873.033	17.304.132	2.310.594	4.881.404	1.561.592	6.336.296	2.665.314	1.015.578	37.947.943
	juny-07	6.619.048	6.372.067	915.457	13.738.231	3.966.255	2.686.598	2.792.733	465.263	37.555.652
	jul-07	2.585.739	21.017.301	2.110.507	10.644.713	1.833.283	4.579.617	649.858	1.435.064	44.856.082
	ag-07	10.472.302	9.849.462	955.329	10.590.054	5.333.000	2.677.416	1.126.059	1.270.341	42.273.963
	set-07	4.850.577	13.309.704	1.146.345	19.495.808	2.611.956	9.442.239	4.238.103	827.474	55.922.206
	oct-07	7.096.640	25.091.058	3.471.497	11.785.223	6.231.954	1.684.583	1.037.437	1.751.872	58.150.264
	nov-07	3.017.979	16.566.440	1.738.007	10.154.193	2.995.313	5.422.909	3.107.540	976.119	43.978.500
	des-07	4.107.893	3.717.779	586.817	15.981.720	1.805.701	815.990	1.926.910	136.018	29.078.828
	TOTAL 2007	55.524.547	153.864.942	19.796.171	143.788.601	35.411.741	42.320.682	25.580.980	10.063.989	486.351.653
2008	gen-08	2.102.239	17.001.727	2.778.464	6.775.377	5.051.734	4.675.783	1.758.225	1.079.350	41.222.899
	feb-08	6.233.616	3.314.940	590.650	18.624.076	797.166	3.449.963	4.231.928	128.408	37.370.747
	març-08	1.288.204	18.680.240	2.672.411	7.528.514	1.487.277	1.702.215	504.110	525.151	34.388.122
	abr-08	6.937.157	5.660.199	711.622	19.892.779	4.037.722	4.362.124	4.115.309	746.382	46.463.294
	maig-08	4.883.893	15.176.863	2.279.150	5.467.530	3.251.789	1.004.902	573.957	1.026.605	33.664.689
	juny-08	5.294.324	7.773.403	724.673	14.791.582	2.228.309	1.761.898	2.541.550	524.516	35.640.255
	jul-08	4.625.298	21.605.643	2.517.902	6.774.026	5.900.043	6.571.118	1.709.906	1.501.104	51.205.040
	ag-08	6.447.451	11.722.772	930.184	17.965.825	2.665.625	3.520.013	3.081.642	127.875	46.461.387
	set-08	3.813.892	24.989.605	952.866	12.495.377	2.730.629	6.856.156	1.763.690	1.783.918	55.386.133
	oct-08	8.671.626	10.500.404	2.988.878	12.486.227	7.944.940	2.664.565	1.314.681	1.686.122	48.257.443
	nov-08	2.524.657	12.825.471	809.872	12.900.302	3.023.206	4.433.329	2.416.119	80.336	39.013.292
	des-08	4.109.645	12.191.381	2.421.448	12.640.445	3.955.159	4.945.987	3.066.723	861.302	44.192.090
	TOTAL 2008	56.932.002	161.442.648	20.378.120	148.342.060	43.073.599	45.948.053	27.077.840	10.071.069	513.265.391
2009	gen-09	4.186.649	14.690.678	2.373.078	9.172.021	3.251.167	1.690.641	1.560.659	1.006.446	37.931.339

INDICADORS BÀSICS

feb-09	4.552.949	6.841.115	1.052.138	19.979.053	1.521.212	1.910.491	3.960.909	289.237	40.107.104
març-09	4.744.115	13.731.049	2.456.008	7.961.318	3.661.712	3.853.460	1.394.370	787.772	38.589.804
abr-09	2.848.033	6.397.345	913.491	17.532.710	1.134.117	1.831.276	2.435.197	293.190	33.385.359
maig-09	2.913.506	13.891.380	1.964.646	8.058.795	1.879.195	3.585.409	1.910.997	797.534	35.001.462
juny-09	5.678.625	9.325.197	1.081.273	14.656.562	4.307.548	2.813.083	2.602.468	882.483	41.347.239
jul-09	3.965.199	15.498.002	1.217.335	9.941.969	2.515.776	4.575.537	1.569.925	1.005.846	40.289.589
ag-09	6.474.796	14.917.807	1.993.138	14.066.864	4.902.695	3.870.892	1.642.722	768.257	48.637.171
set-09	4.501.956	18.648.644	2.160.610	12.884.404	3.145.204	5.511.503	2.549.049	1.971.799	51.373.169
oct-09	6.364.870	14.672.521	1.525.540	13.828.750	5.726.411	5.185.166	2.200.112	707.253	50.210.623
nov-09	3.885.790	11.422.341	1.689.683	10.339.611	2.893.627	1.694.287	1.866.732	621.049	34.413.120
des-09	2.961.757	8.851.634	1.318.191	11.979.468	2.221.768	2.696.618	2.130.180	649.616	32.809.232
TOTAL 2009	53.078.245	148.887.713	19.745.131	150.401.525	37.160.432	39.218.363	25.823.320	9.780.482	484.095.211

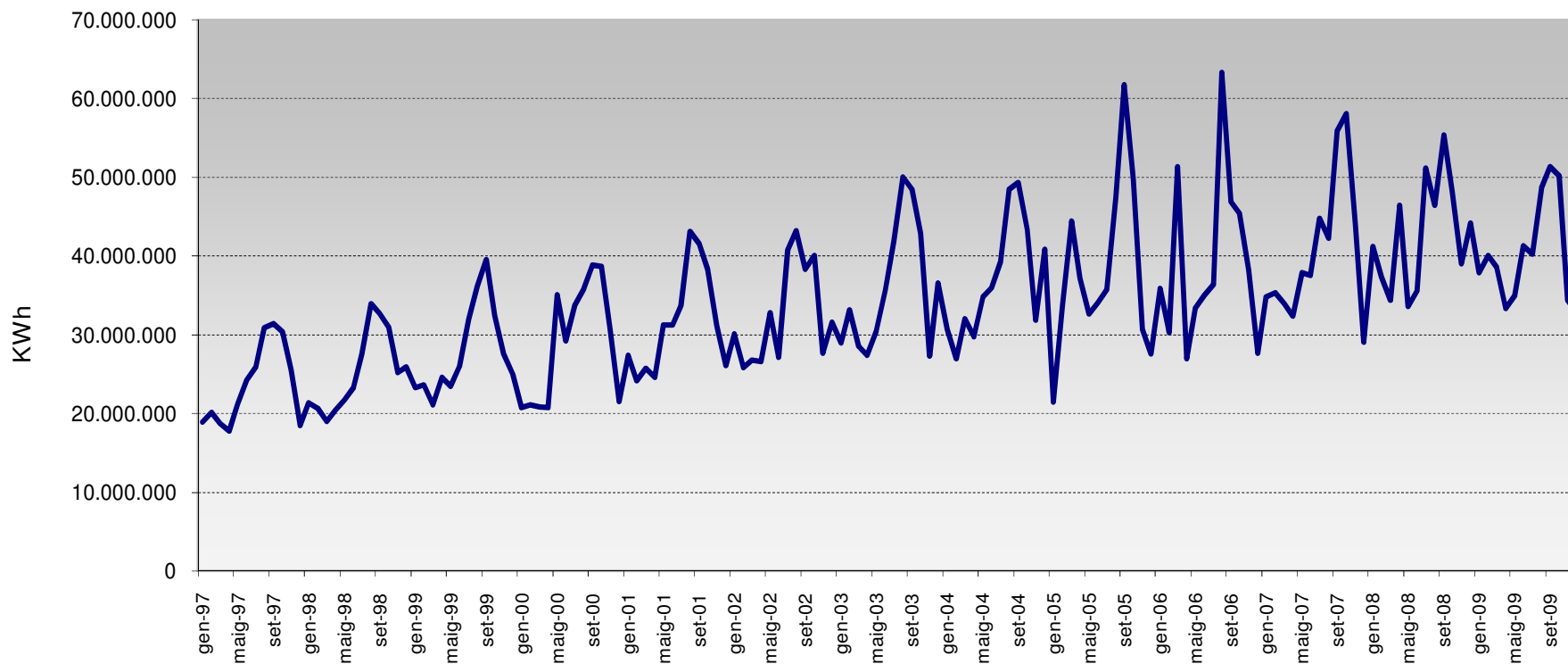
Font: GESA-ENDESA. Elaboració OBSAM

Gràfic 1. Consum elèctric anual al conjunt de Menorca 1997-2009. Dades de facturació (KWh)



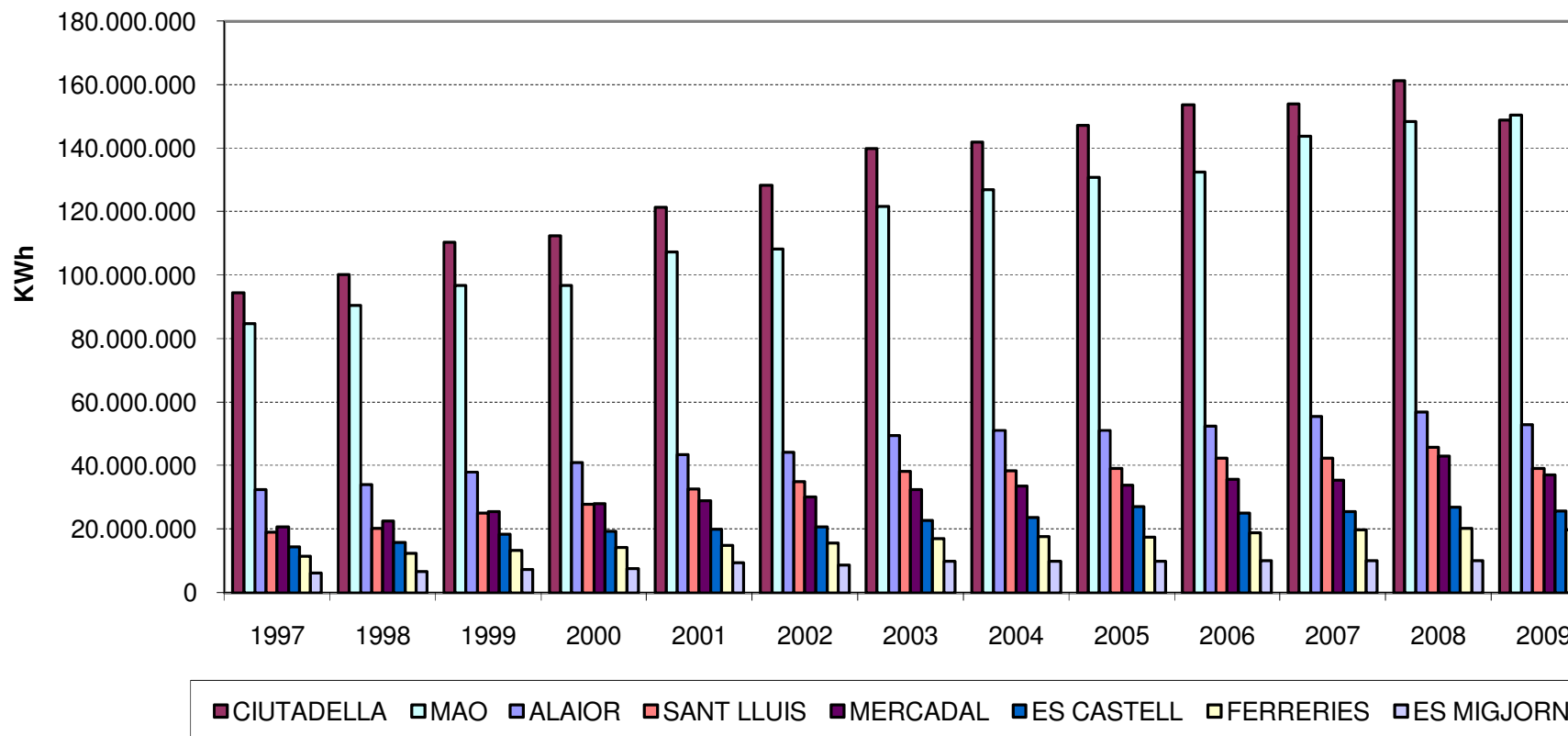
Font: GESA-ENDESA. Elaboració: OBSAM

Gràfic 2. Consum elèctric mensual a Menorca 1997-2009. Dades de facturació (KWh).



Font: GESA-ENDESA. Elaboració: OBSAM

Gràfic 3. Consum elèctric anual per municipis 1997-2009.



Font: GESA-ENDESA. Elaboració: OBSAM